

Partitioning a Planar Graph into two Triangle-Forests

Kolja Knauer and Torsten Ueckerdt

January 27, 2024

Abstract

We show that the vertices of every planar graph can be partitioned into two sets, each inducing a so-called triangle-forest, i.e., a graph with no cycles of length more than three.

1 Introduction

It is well-known and easy to show that the vertices of any planar triangulation G can be partitioned into two sets each inducing a forest if and only if the dual graph G^* of G contains a Hamiltonian cycle [3, 5]. Hence this is not possible for all triangulations, due to the examples of Tutte [8]. However, every planar graph can be vertex-partitioned into two outerplanar graphs, by assigning the layers of a BFS-tree alternatingly to the two parts. See [2] for further considerations into this direction. In this paper, we consider a family of graphs strictly between forests and outerplanar graphs: We call a graph G a *triangle-forest* if G has no cycles of length at least four. In other words, every maximal 2-connected subgraph of G is a triangle, see Figure 1. We show that the vertices of any planar graph can be partitioned into two sets each inducing a triangle-forest (cf. Theorem 1).

2 Vertex-Partitioning a Planar Graph into two Triangle-Forests

We will need the following definitions. A *Tutte path*, respectively *Tutte cycle*, of a graph G is a path, respectively cycle, T such that for any connected component K of $G \setminus V(T)$ there are at most 3 edges from K to T . Note that originally the definition of Tutte paths has a further stronger property, which we omit here, since we will not need it. We will use two results on these objects:

Lemma 1 ([9]).

Let C be the outer face of a 2-connected planar graph G and $u, v, e \in C$ be two

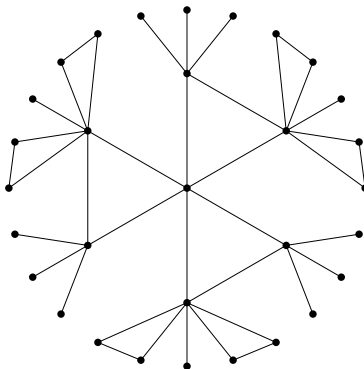


Figure 1: A connected triangle forest.

vertices and an edge of C . Then there exists a Tutte path from u to v through e in G .

Lemma 2 (Three-Edge-Lemma [6, 7]).

Let C be the outer face of a 2-connected planar graph G and $e, f, g \in C$ be three edges of C . Then there exists a Tutte cycle using edges e, f, g in G .

An *edge-cut* of a connected graph G is a set of edges F , such that $G \setminus F$ is disconnected. A *cyclic edge-cut* F furthermore has the property that each component of $G \setminus F$ contains a cycle. The *cyclic edge-connectivity* of G is the smallest size of a cyclic edge-cut. It is easy to see that a 3-connected cubic graph is cyclically 4-edge-connected if every edge-cut F of order 3 isolates a single vertex.

The following lemma explains why we are interested in the previous lemmas.

Lemma 3. If T is a Tutte cycle in a cyclically 4-edge-connected cubic planar graph G , then 2-coloring the vertices of G^* depending on whether they correspond to faces in the interior or exterior of T , yields a partition into two triangle-forests.

Proof. Without loss of generality consider a component K of $G^* \setminus V(T)$ in the interior of T . Since T is a Tutte cycle there are at most 3 edges from K to T . Hence, these edges form an edge-cut of size at most 3. By cyclic connectivity of G , we get that K is a single vertex.

Thus, all components of $G^* \setminus V(T)$ are single vertices, which means that G 's vertices corresponding to faces inside T do not induce any cycles except faces. This means that there are no cycles on more than 3 vertices, i.e., they induce a triangle-forest. \square

The proof of the following is inspired by a proof in [4].

Lemma 4. Let G be a 4-connected planar triangulation with outer triangle Δ . Then any 2-coloring of the vertices of Δ extends to a 2-coloring of G such that

each color induces a triangle-forest and no edge of Δ is in a monochromatic triangle except if Δ is monochromatic itself.

Proof. Let $\Delta = (a, b, c)$ and denote by A, B, C the interior face of G that contains the edge bc, ac, ab , respectively. Consider the dual graph G^* , which is a 3-connected cyclically 4-edge-connected, cubic, planar graph. Denote by Δ^* the vertex of G^* corresponding to Δ , by A^*, B^*, C^* its three neighbors corresponding to the faces A, B, C of G , and by a^*, b^*, c^* its three incident faces corresponding to the vertices a, b, c of G . Now, let H be the graph $G^* \setminus \Delta^*$, which is 2-connected since G^* is 3-connected. Moreover, all A^*, B^*, C^* lie on the outer face C . See Figure 2 for an illustration of G^* and the following constructions.

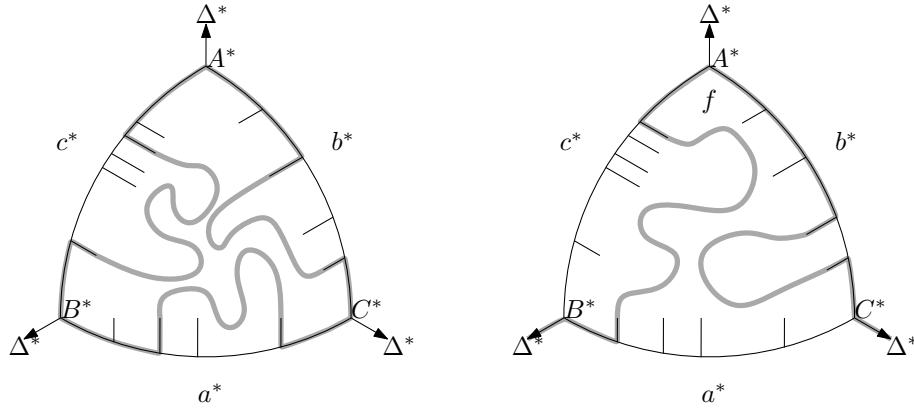


Figure 2: The monochromatic and heterochromatic case of construction of Tutte cycles in the proof of Lemma 4.

In order to construct the desired 2-coloring of G , we distinguish the two different possible 2-colorings of Δ . If Δ is monochromatic, then we choose three edges on the outer face C of H that contain vertices A^*, B^*, C^* . By Lemma 2, we get a Tutte cycle T of H containing A^*, B^*, C^* . Since Δ^* has all its neighbors in T , also in G^* we have that T is a Tutte cycle. Furthermore, observe that T separates a^* from b^* and c^* . By Lemma 3 we obtain that G has a 2-coloring such that each color induces a triangle-forest, coloring a, b, c with the same color.

If Δ is heterochromatic, then we can assume without loss of generality that a is colored differently from b and c . By Lemma 1, we can take a Tutte path T from B^* through A^* to C^* . Now add to T the path B^*, Δ^*, C^* obtaining a cycle T' . Observe that T' separates a^* from b^* and c^* . Further, since T' contains A^* , the face f incident to b^* and c^* is also separated from b^* and c^* . Since T was a Tutte path in H and the only new vertex Δ^* is on T' and has all its neighbors in T , we have that T' is a Tutte cycle of G^* . Together with Lemma 3, we obtain that G has a 2-coloring such that each color induces a triangle-forest, coloring a different from b, c without a monochromatic triangle containing the edge bc . \square

Theorem 1. *The vertices of any planar graph G can be 2-colored such that each color class induces a triangle-forest. Moreover, there is such a coloring for any prescribed precoloring of any fixed triangle Δ .*

Proof. Add edges or vertices to G in order to turn it into a triangulation. Removing these elements from the end result, still gives a vertex-partition into two triangle-forest.

Let Δ be the fixed triangle. We proceed by induction on the number of vertices. If G is 4-connected, then Δ is a face and the result follows immediately from Lemma 4. Otherwise, if Δ is separating, let us pick one separating triangle Δ' . If $\Delta' = \Delta$ then apply induction to the interior and exterior of Δ with respect to the prescribed coloring on Δ . If Δ is (without loss of generality) on the exterior of Δ' , then remove the interior of Δ' and apply induction resulting in some coloring on Δ' . Now apply induction with respect to this precoloring on Δ' to the interior of Δ' . \square

3 Tightness and possible strengthenings

We will show that our result is best-possible in various respects.

Theorem 1 implies that every planar graph G on n vertices contains an induced triangle-forest on at least $n/2$ vertices. On the other hand, there are planar graphs where every induced triangle-forest contains at most half the vertices. Observe for example that any induced triangle-forest in the octahedron graph contains at most 4 of its 8 vertices. Thus, any vertex-disjoint union of octahedra (also with any set of additional edges, e.g., to obtain a triangulation) has no induced triangle-forest on more than half of its vertices.

Theorem 1 does not extend to graphs embeddable in other surfaces. It does not hold on the torus, since the K_7 embeds on this surfaces but cannot be vertex-partitioned into two triangle-forests. Also for the projective plane there are graphs that cannot be vertex-partitioned into two triangle-forests, as for example the graph in Figure 3.

Theorem 1 cannot be strengthened to vertex-partition every planar graph into one forest and and one triangle-forest. To see this, take G to be the dual graph of a cyclically 4-edge-connected 3-connected planar cubic non-Hamiltonian graph. (Such graphs exist from 42 vertices on [1].) Thus, G is a 4-connected planar triangulation that cannot be vertex-partitioned into two forests. Now, stack a triangle T into each face F of G , such that $T \cup F$ induces an octahedron. Suppose that the obtained graph G' has a vertex-partition into one forest and one triangle-forest. Then, some triangular face F of G must be in the triangle-forest. But then the triangle T of G' stacked into F must be entirely part of the forest — contradiction.

It remains open whether every planar graph can be vertex-partitioned into one forest and one chordal graph, or into one forest and one outerplanar graph.

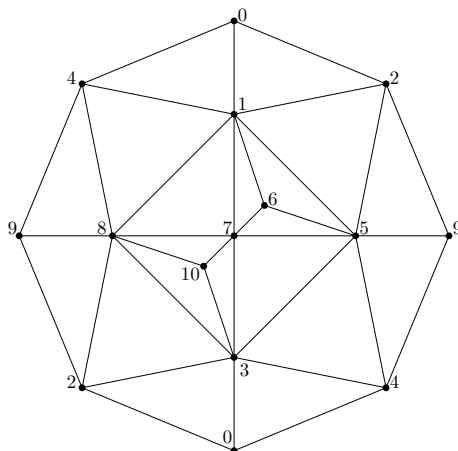


Figure 3: A projective planar graph (with g6-code J|ty1lxJGb?) that cannot be vertex-partitioned into two triangle-forests.

Acknowledgements.

We thank Bobby Miraftab and Sandra Kiefer for fruitful discussions and the organizers and participants of the Tenth Annual Workshop on Geometry and Graphs, 2023 at Bellairs Research Institute for a great atmosphere.

KK is supported by the Spanish Research Agency through grants RYC-2017-22701, PID2019-104844GB-I00, PID2022-137283NB-C22 and the Severo Ochoa and María de Maeztu Program for Centers and Units of Excellence in R&D (CEX2020-001084-M) and by the French Research Agency through ANR project DAGDigDec: ANR-21-CE48-0012.

TU is funded by the Deutsche Forschungsgemeinschaft (DFG, German Research Foundation) - 520723789.

References

- [1] R. E. L. ALDRED, S. BAU, D. A. HOLTON, AND B. D. MCKAY, *Non-hamiltonian 3-connected cubic planar graphs*, SIAM J. Discrete Math., 13 (2000), pp. 25–32.
- [2] P. ANGELINI, W. EVANS, F. FRATI, AND J. GUDMUNDSSON, *SEFE without mapping via large induced outerplane graphs in plane graphs*, J. Graph Theory, 82 (2016), pp. 45–64.
- [3] G. CHARTRAND AND H. V. KRONK, *The point-arboricity of planar graphs*, J. Lond. Math. Soc., 44 (1969), pp. 612–616.
- [4] Z. LI AND B. MOHAR, *Planar digraphs of digirth four are 2-colorable*, SIAM J. Discrete Math., 31 (2017), pp. 2201–2205.

- [5] A. RASPAUD AND W. WANG, *On the vertex-arboricity of planar graphs*, Eur. J. Comb., 29 (2008), pp. 1064–1075.
- [6] D. P. SANDERS, *On Hamilton cycles in certain planar graphs*, J. Graph Theory, 21 (1996), pp. 43–50.
- [7] R. THOMAS AND X. YU, *4-connected projective planar graphs are Hamiltonian*, J. Comb. Theory, Ser. B, 62 (1994), pp. 114–132.
- [8] W. T. TUTTE, *On Hamiltonian circuits*, J. Lond. Math. Soc., 21 (1946), pp. 98–101.
- [9] W. T. TUTTE, *A theorem on planar graphs*, Trans. Am. Math. Soc., 82 (1956), pp. 99–116.